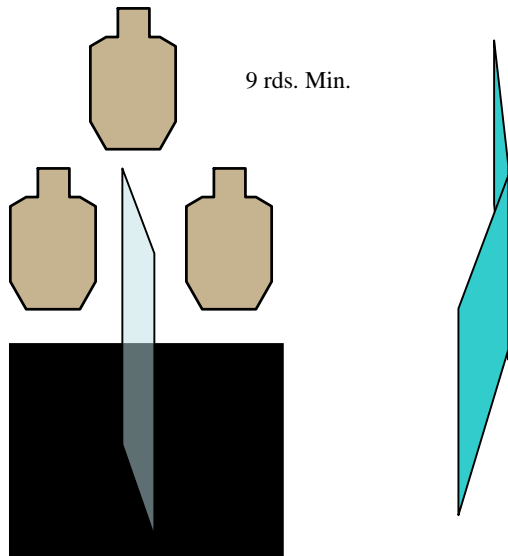


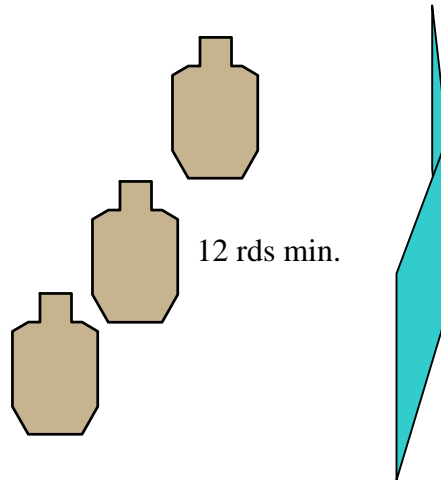
NORTHEAST Combat Pistol League

Low light “standards”. Bring a flashlight and concealment. The only light present will be at your back but not illuminating the targets



At buzzer shooter must engage targets from both sides of cover with 2 rounds min. into each body before putting 1 rd. minimum into each head. Flashlight & concealment reqd.

Shooter must use tactical sequence & slicing the pie.

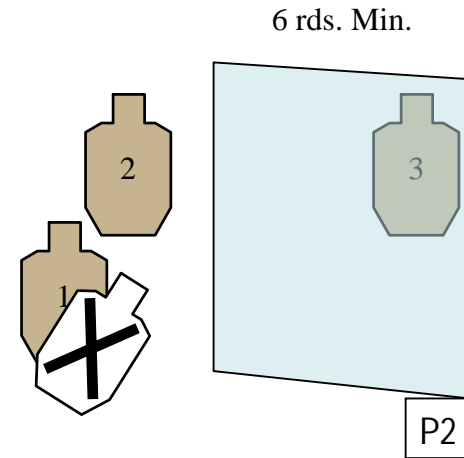


While **retreating** shooter must put 2 rounds min. into each body.

While **advancing** shooter must put 2 rounds min. into each body.

Flashlight & concealment reqd.

Shooter must use tactical priority & sequence



P1

At buzzer shooter pulls wallet from pocket or waist and throws it towards targets while drawing flashlight and gun and engages T1 & T2 moving using tactical sequence with 2 rds. min. while moving to cover to engage T3 with 2 rds. minimum

Tactical Priority: A method of target engagement. For Tactical Priority, targets are engaged by order of threat. If all targets are visible, targets are engaged from near to far, as long as targets are more than two (2) yards from each other. If targets are hidden by a barricade, targets are engaged as they are seen (slicing the pie).

Tactical Sequence: A method of target engagement. For Tactical Sequence, all targets are engaged with one round each before being engaged again. In the case of three (3) targets requiring two (2) rounds each, all targets would be engaged with one round to each target BEFORE reengaging the targets with another round in any order (1-1-2-1-1).