

5-2-Update

RULES: IDPA Rules

Created By: JimmyCouture

START POSITION:

Standing at P1, hands relaxed by your side, gun loaded and holstered, mags at division capacity

SCENARIO:

Your wife and daughter are shopping while you wait in the car. They are taken hostage and you are forced to defend them.

PROCEDURE:

At buzzer, draw and engage T1 with 5 shots, 2 of which must be head shots. Move to P2 and P3 and engage targets with 2 shots each.

SCORING: Unlimited

ROUND COUNT: 17

TARGETS: 07

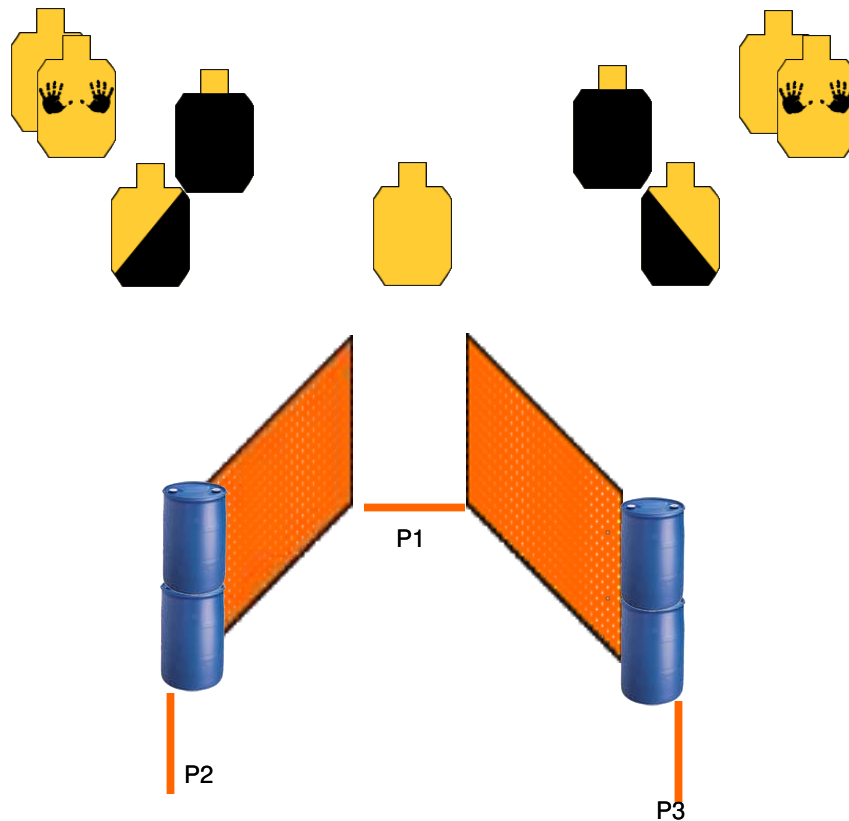
DISTANCE: 7-12 yards

SCORED HITS:

PENALTIES: Non-threats

CONCEALMENT: Yes

NOTES: May move to either P2 or P3 after P1.



Take the Shot- Update

RULES: IDPA Rules

Created By: JimmyCouture

START POSITION:

Standing at P1, hands relaxed by your side

SCENARIO:

PROCEDURE:

Upon Buzzer, draw and engage T1-T2-T3 with 2 shots each using either side of the barricade. Reload from slide lock and engage T1-T2-T3 from the other side of the barricade. Reload from slide lock and advance to P2 (either side based on strong hand) and engage T1-T2-T3 with 2 shots each strong hand only from the inside of the barrels.

SCORING: Limited

ROUND COUNT: 18

TARGETS: 03

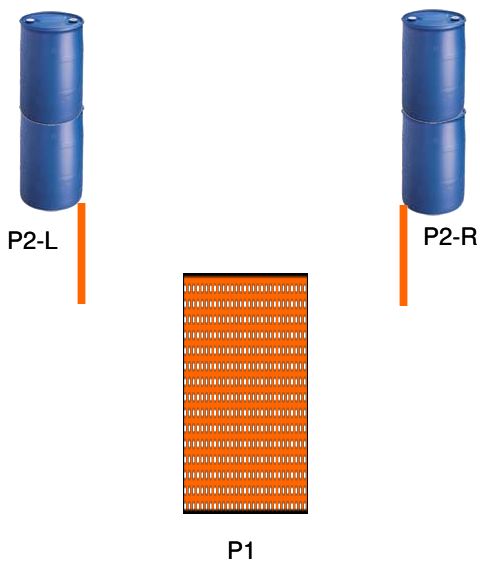
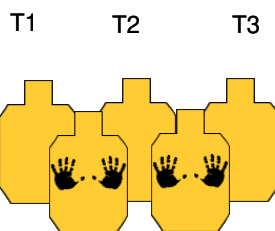
DISTANCE: 7-10 yards

SCORED HITS:

PENALTIES: Non-threats

CONCEALMENT: No

NOTES: Targets engaged in tactical priority.



5-2-DARK Update

RULES: IDPA Rules

Created By: JimmyCouture

START POSITION:

Standing at P1, hands relaxed by your side, gun loaded and holstered, mags at division capacity with flashlight off in weak hand.

SCENARIO:

Your wife and daughter are shopping at night while you wait in the car. They are taken hostage and you are forced to defend them.

PROCEDURE:

At buzzer from P1, draw and engage T1 with 5 shots, 2 of which must be head shots. Move to P2 and P3 and engage remain targets in tactical priority with 2 shots each.

SCORING: Unlimited

ROUND COUNT: 17

TARGETS: 07

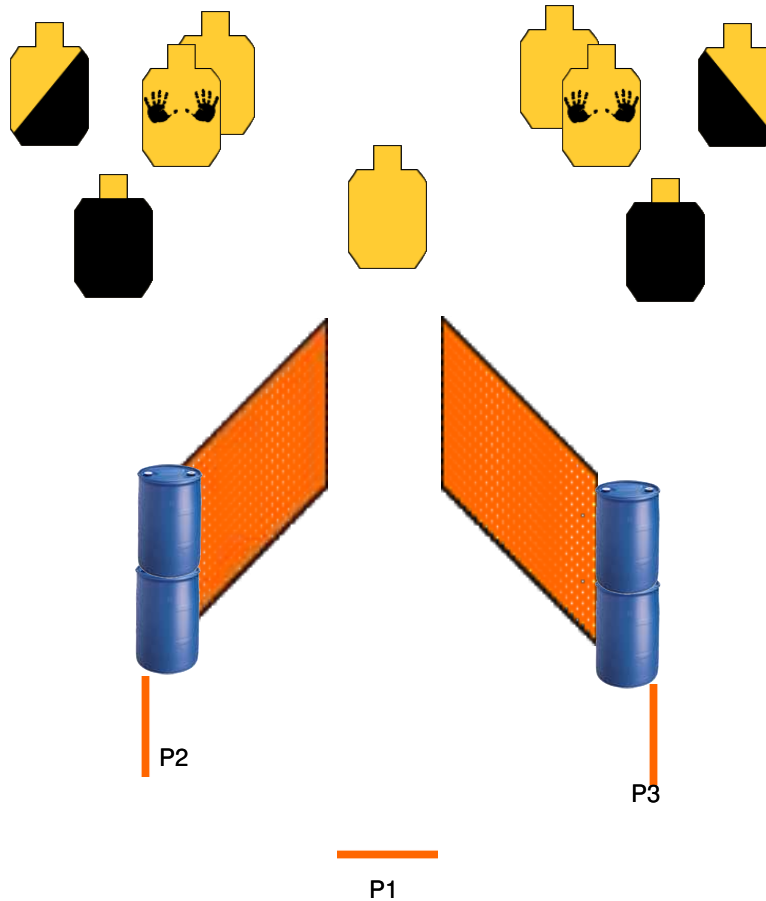
DISTANCE: 7-12 yards

SCORED HITS:

PENALTIES: Non-threats

CONCEALMENT: Yes

NOTES: May move to either P2 or P3 after P1.



TIGHT SQUEEZE- Update

RULES: IDPA Rules

Created By: JimmyCouture

START POSITION:

AT P1 FACING DOWN RANGE LOAD TO DIVISION CAPACITY, HOLSTER, ARMS RELAX AT SIDES WITH FLASHLIGHT OFF IN WEAK HAND.

SCENARIO:

YOU ARE WALKING YOUR BEAT JUST AFTER DUSK WHEN A HOSTAGE SITUATION ARISES, PROTECT THE INNOCENT BUT BE CAREFUL ITS A TIGHT SQUEEZE.

PROCEDURE:

AT P1 FACING DOWN RANGE, ON SIGNAL, DRAW AND ENGAGE ALL TARGETS WITH A MINIMUM OF 3 ROUNDS EACH AS PER IDPA RULES, RELOAD AS NEEDED. T1-T2 ARE FURTHER THAN 6' APART MAKING IT THE SECOND LEVEL OF PRIORITY. THIS IS A LOW LIGHT STAGE.

SCORING: Unlimited

ROUND COUNT: 15

TARGETS: 05

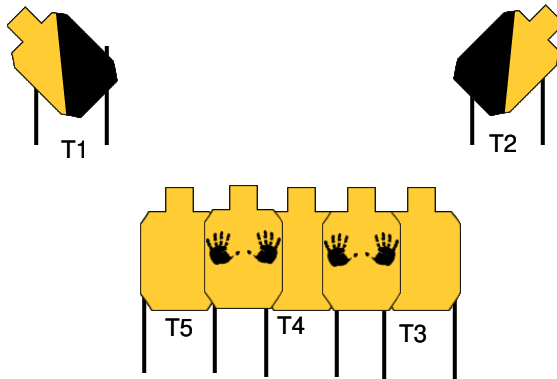
DISTANCE: SET STAGE TO FIT BAY.

SCORED HITS:

PENALTIES:

CONCEALMENT: No

NOTES: ALL LOADING DEVICES LOADED TO DIVISION CAPACITY



P1